

# ATTENDA<sup>®</sup>

## BEDROOM SERIES

2022



ENGINEERED TO ENDURE<sup>®</sup>

**NORIX<sup>®</sup>**

# Attenda® Bedroom Series

Behavioral healthcare professionals have long recognized that traditional furniture is completely unsuitable for their critical environments.

The Attenda® Series is designed to provide the strength, safety and cleanability required for the daily rigors of institutional living — in a sleek, contemporary look.



## Safe, Secure...And Built to Last

The key to Attenda's strength and durability is its advanced construction. Molded in specially formulated, high-impact polyethylene, each Attenda® product is structurally enhanced for increased strength and durability. They are solid as a rock, yet feature seamless construction with rounded corners for added safety and security. Each piece is designed to be attached flush to the wall or floor.

### Fluid-resistant and Easy to Clean

Your maintenance staff knows that fluid absorption can wreak havoc with furniture and create a hazardous environment. Attenda's rugged, exterior skin is seamless and impervious to liquids – from bodily fluids to industrial cleaners. The non-absorbent, polymer construction simply leaves no place for fluids to go. Chronic maintenance problems are washed away.





Tested to 1,000 lb static load.

## Floor Platform Bed

**Model #ATN101**

Dimensions: 84"L x 40"W x 15.5"H

Recommended Mattress Size: 38" W x 82" L

The cornerstone of the collection is the Attenda® Platform bed — designed and engineered to exceed the expectations of practitioners who have tried everything. The Attenda® bed mounts in a corner, against a wall or free standing. Sturdy and seamless, this product features a raised lip around the bed deck for easy clean-up.



## Platform Bed Riser

**Model #ATN102**

Dimensions: 84"L x 40"W x 8"H

Optional riser raises sleep surface 8 inches making it easier for staff to administer to patients as well as accommodate a patient lift device. Bed fastens securely to riser at the existing anchor locations of the bed (tamper-resistant connecting hardware included). Pairs with ATN103 or ATN101 beds (retrofit capable).

## Space Saver Bed

**Model #ATN120**

Dimensions: 79"L x 31"W x 15"H

The Attenda® Space Saver Bed has a smaller footprint to maximize unencumbered floor space in the room – sized to accommodate a 29" x 77" mattress.

Free-standing sealed bottom version available (ATN120B). Bolts securely to the floor.



### Complete the bed ensemble with a Norix Comfort Shield® Mattress

- Remedy Series Mattresses feature 100% sealed seams that are radio frequency welded and guaranteed not to break – for enhanced hygiene, security and durability.
- Available in multiple grade levels to suit a variety of unique facilities.
- Ships economically with Norix beds.



Sealed Seam



Fire Retardant



Fluid Resistant



Anti Microbial



Bedbug Resistant

**100% SEAMLESS**

Enhances bed bug resistance and cleanability.

**TAMPER RESISTANT**

One-piece security conscious design for greater safety.

**HIGHLY SANITARY**

Non-absorbent polyethylene for greater infection control.

**CONTRABAND RESISTANT**

Recessed panel design allows for flush wall mounting.

**ROUNDED EDGES**

Radiused to avoid dangerous sharp edges.

**ANTI-LIGATURE**

Careful flush to the floor design avoids tie offs.

**EXTREMELY DURABLE**

Impact resistant and tested to 1,000 lb. static load.



# Attenda® Sleigh Bed

Model #ATN140 (13" High Bed)

#ATN140H (13" High Bed with Drainage Holes)

#ATN145 (18" High Bed)

#ATN145H (18" High Bed with Drainage Holes)

Dimensions: 92.9"L x 38.5"W x 13"H (13" High Bed) | 92.9"L x 38.5"W x 18"H (18" High Bed)

The Attenda® Sleigh Bed addresses geriatric, incontinence and client safety issues – in a contemporary, residential design.

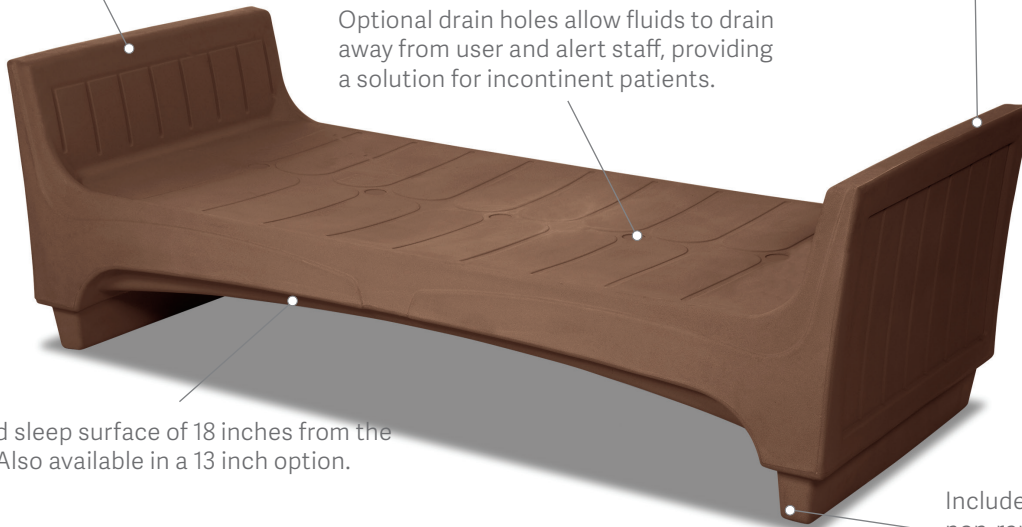
Seamless, one-piece construction for maximum safety and security.

Premium TruColor™ material is fully compounded for superior color consistency and durability.

Optional drain holes allow fluids to drain away from user and alert staff, providing a solution for incontinent patients.

Raised sleep surface of 18 inches from the floor. Also available in a 13 inch option.

Included as standard non-removable nylon-bottom floor leveler glides or optional bolt down kit.



Ideal for incontinent patients. Optional drain holes allow fluids to drain away.

Includes non-removable, nylon-bottom leveler glides as standard. Bolt-down option available.



# Attenda® Space-Saver Bed with Storage

**Model #ATN130**

Dimensions: 32"W x 23"H x 78"L

Recommended Mattress Size: 75"L x 30"W

Slightly textured maintenance free surface allows for easy cleaning. Rotationally-molded, anti-ligature, specially formulated, fire-retardant, high-impact polyethylene with ultraviolet light stabilizers (to reduce fading).



# Citadel Property Storage Container

**Model #PB301**

Dimensions: 25.4"W x 13"H x 17.5"D

Innovative ribbed construction delivers superior strength with molded-in 3-dimensional structure. Securely stacks and alternatively nests with a 180 degree turn. Injection molded from high impact polypropylene copolymer.





## Attenda® Headboard

**Model #ATN110**

Dimensions: 39.5"W x 18"H x 1.2"D

Optional wall-mount headboard adds a touch of wood-grained style, with institutional durability. 1.2" 45 lb density M3 grade particle board with durable high-pressure laminate surface and 2mm PVC edge.

For use with Attenda® bed.

## Attenda® Nightstand & Deluxe Nightstand

**Model #ATN250 (Standard) | #ATN255 (Deluxe)**

Dimensions: 22"W x 22"L x 23"H (Standard)

22"W x 22"L x 24"H (Deluxe)

Add a nightstand with open compartments for storage of personal articles. Also available in Deluxe version, with permanently affixed, heavy duty laminated top.





# Attenda® Book Shelf

**Model #ATN310**

Dimensions: 31"W x 21"H x 13"D

The wall-mounted Attenda® Book Shelf is sized to be used as a bookshelf above an Attenda® Desk, or to fit above the head end of an Attenda® Space Saver Bed.



# Attenda® Floor-Mount Desk & Stool

**Model #ATN601 (Desk)**

**#ATN500 (Stool)**

Dimensions: 35.6"W x 30.1"H x 23.7"D (Desk)

16.5" Diameter x 16"H (Stool)

The Attenda® Floor-Mount Desk has a hard, smooth writing surface, permanently affixed to the molded base with tamper-proof hardware. The high-pressure laminate top features a durable molded edge, rounded for safety and security. The floor-mounted desk includes a built-in modesty panel. The Attenda® Floor-Mount Stool completes the desk ensemble. Or, use a Norix Vesta chair.

# Attenda® Wall-Mounted Desk

**Model #ATN625**

Dimensions: 35.5"W x 23.8"H x 23.7"D (without top)

35.5"W x 24.8"H x 23.8"D (with top)

Slightly textured, maintenance-free surface allows for easy cleaning. Rotationally-molded, specially formulated, fire-retardant, high-impact polyethylene with ultraviolet light stabilizers (to reduce fading).



## Attenda® 3 & 4 Shelf Storage Unit

Model #ATN300 (3 Shelf) | #ATN400 (4 Shelf)

Dimensions: 27"W x 43.3"H x 13.8"D (3 Shelf)

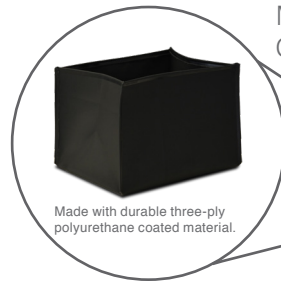
27"W x 68"H x 13.8"D (4 Shelf)

The wall-mounted Attenda® Shelf Storage Units keep everything in its place, yet visible to staff.



## SafeStore

Made in four sizes to fit our Attenda® Storage Bed, Open Chest, Shelf, Nighstand and Bookshelf



Made with durable three-ply polyurethane coated material.



## Attenda® Open Chest

Model #ATN700 (Standard) | #ATN750 (Deluxe)

Dimensions: 30"W x 42"H x 18"D (Standard)

30"W x 42.8"H x 18"D (Deluxe)

The Attenda® Open Chest is designed to bolt to the floor and provide accessible, visible storage. Available in Standard or Deluxe version with laminated top permanently affixed to the unit. Heavy duty, laminate top has a durable, molded edge – rounded for safety and security.

## Attenda® Wardrobe

Model #ATN800 (No Door) | #ATN801 (With Door)

Dimensions: 26"W x 24"D x 78.4"H (No Door)

26"W x 25.5"D x 78.4"H (With Door)

The Attenda® Wardrobe is engineered specifically for intensive-use environments, with advanced safety and security features.

- The wardrobe bolts securely to the wall with 6 connection points.
- A molded-in J-channel accommodates clothes hangers with NO tie off opportunity.
- Rounded corners and sloped top for added safety and security.
- A 270° continuous piano hinge allows door to fold flat to the side. Factory-installed hinge attaches securely with tamper-resistant hardware (steel-to-steel connections). Specify right or left hinge. Or, order wardrobe with no door.
- Available with wing knob cam latch, or keylock.



If you've tried the rest, and can't afford to be let down again, make the move to Attenda®. Furniture that's designed for your critical environment — yet safe for residents and staff alike. Furniture that's built to last — and look good doing it — year after year.

# Attenda® Removable Restraint Rings

Model #ATN-RR01K-01 (Single) | #ATN-RR06K-01 (Set of 6)

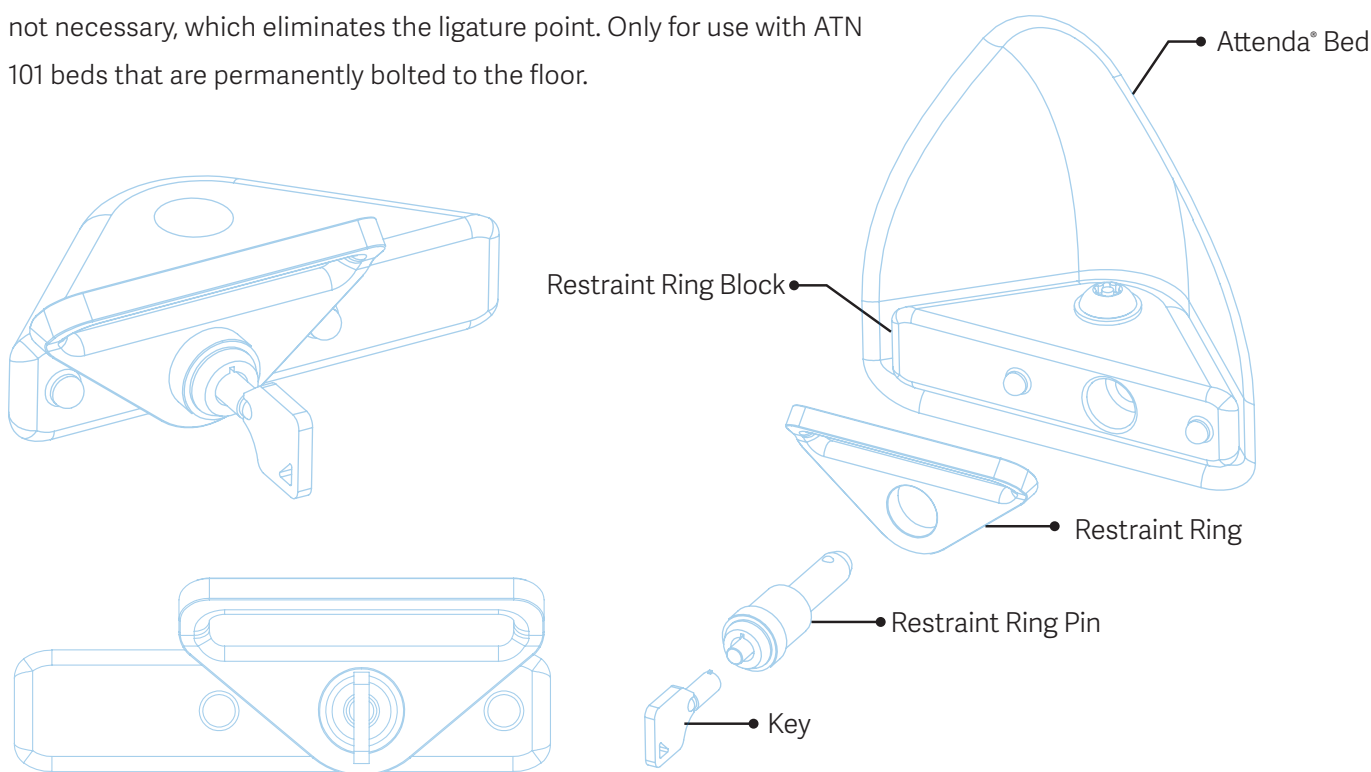
## Dimensions

Ring: 3" H .5" D x 1.6" H

Pin: .75" Dia. x 2.5" H

Block: 4.4" W x 1" H

The removable restraint ring allows staff the flexibility to quickly install the protective measure only when necessary. The absence of restraint rings lends to a more humanized and calming environment. With the use of a key, staff can quickly install or remove the restraint ring when circumstances require it. A spacer is installed when the restraint ring is not necessary, which eliminates the ligature point. Only for use with ATN 101 beds that are permanently bolted to the floor.



# Attenda® Colors

## Colors




Lagoon

Pine Cone

River Rock

Graphite

## Laminate Tops



Wild Cherry

Asian Sun

Kensington Maple

Montana Walnut

Due to differences in monitors, printers and materials, actual product colors may vary. Color chips are available for more accurate depiction of color.

AT NORIX, WE DESIGN INNOVATIVE, ROBUST FURNITURE THAT MEETS THE REAL-WORLD NEED FOR HUMANIZING CHALLENGING ENVIRONMENTS.



Individual attributes vary by product. See specification sheet for details



**NORIX**

One Innovation Drive, West Chicago, Illinois 60185  
Phone: 630-231-1331 | Toll Free: 800-234-4900 | Fax: 630-231-4343  
4/22 | furniture@norix.com ©2022 Norix Group, Inc.

**NORIX.COM**